


Teak rough sawn quality description Premium, AB, AC, BB, BC, C1, C2 and C3



Description of goods
Rough sawn Teak (Tectona Grandis), KD with m.c. 10/12% Certification FSC 100%
Premium Grade
100% Heartwood, free from wormholes and pith. Unlimited presence of sound knots




Side 1

Side 2

All request out of the above descriptions, will be analyzed and informed about the price and delivery conditions

Description of goods
Rough sawn Teak (Tectona Grandis), KD with m.c. 10/12% Certification FSC 100%
A/B Grade
Free from wormholes, blue stain and pith. Unlimited presence of sound knots. Presence of heartwood and sapwood. Tolerance of heartwood presence: Side 1: 100 % Heartwood presence. Side 2: Minimum 30% of Heartwood presence.




Side 1

Side 2

All request out of the above descriptions, will be analyzed and informed about the price and delivery conditions

Description of goods
Rough sawn Teak (Tectona Grandis), KD with m.c. 10/12% Certification FSC 100%
A/C Grade
100% Heartwood, free from wormholes, unlimited presence of sound knots. Side 1: 100% Heartwood Side 2: 100% Heartwood, superficial pith allowed.



Side 1

Side 2

All request out of the above descriptions, will be analyzed and informed about the price and delivery conditions



Look for FSC® certified products.



The mark of responsible forestry
FSC® C019024

STANDARD SIZES - MM		
THICKNESS	WIDTH	LENGTH
20 TO 40	150 TO 200	2000- 2300
20 TO 40	150 TO 200	1600 - 1900
20 TO 40	150 TO 200	1200 - 1500
20 TO 40	150 TO 200	600 - 1100
THICKNESS	WIDTH	LENGTH
20 TO 40	100 TO 145	2000- 2300
20 TO 40	100 TO 145	1600 - 1900
20 TO 40	100 TO 145	1200 - 1500
20 TO 40	100 TO 145	600 - 1100
THICKNESS	WIDTH	LENGTH
20 TO 40	50 TO 95	2000- 2300
20 TO 40	50 TO 95	1600 - 1900
20 TO 40	50 TO 95	1200 - 1500
20 TO 40	50 TO 95	600 - 1100

Description of goods
Rough sawn Teak lumber, AD and/or KD. Certification FSC 100%
B/B Grade
Free from Wormholes , blue stain and pith. Unlimited presence of sound knots. Presence of heartwood and sapwood. Tolerance of heartwood presence: Side 1: Minimum of 60% Heartwood presence. Side 2: Minimum of 30% Heartwood presence.



Side 1

Side 2

All request out of the above descriptions, will be analyzed and informed about the price and delivery conditions

Description of goods
Rough sawn Teak lumber, AD and/or KD. Certification FSC 100%
B/C Grade
Free from wormholes. Blue stain, maximal 3 knots per piece and superficial pith on the side 2 are allowed. Presence of heartwood and sapwood. Tolerance of heartwood presence: Side 1: Minimum of 60% Heartwood presence. Side 2: Minimum of 30% Heartwood presence.



Side 1

Side 2

All request out of the above descriptions, will be analyzed and informed about the price and delivery conditions

Description of goods
Rough sawn Teak lumber, AD and/or KD. Certification FSC 100%
C1 Grade
Free from Wormholes , blue stain and pith. Unlimited presence of sound knots and sapwood.



Side 1

Side 2

**All request out of the above descriptions, will be analyzed
and informed about the price and delivery conditions**

Description of goods
Rough sawn Teak lumber, AD and/or KD. Certification FSC 100%
C2 Grade
Free from worm holes. Blue stain, superficial pith and maximal 3 knots per piece are allowed. Unlimited presence of sapwood.



Side 1

Side 2

**All request out of the above descriptions, will be analyzed
and informed about the price and delivery conditions**

Description of goods
Rough sawn Teak lumber, AD and/or KD. Certification FSC 100%
C3 Grade
Worm holes, blue stain, knots and pith are allowed. Unlimited presence of sapwood.



Side 1

Side 2

**All request out of the above descriptions, will be analyzed
and informed about the price and delivery conditions**

STANDARD SIZES - MM		
THICKNESS	WIDTH	LENGTH
20 to 40	152,4 and 177,8	2100 - 2300
20 to 40	152,4 and 177,8	1800 - 2000
20 to 40	152,4 and 177,8	1200 - 1700
20 to 40	152,4 and 177,8	600 - 1100
THICKNESS	WIDTH	LENGTH
20 to 40	101,6 and 127	2100 - 2300
20 to 40	101,6 and 127	1800 - 2000
20 to 40	101,6 and 127	1200 - 1700
20 to 40	101,6 and 127	600 - 1100
THICKNESS	WIDTH	LENGTH
20 to 40	50,8 and 76,2	2100 - 2300
20 to 40	50,8 and 76,2	1800 - 2000
20 to 40	50,8 and 76,2	1200 - 1700
20 to 40	50,8 and 76,2	600 - 1100